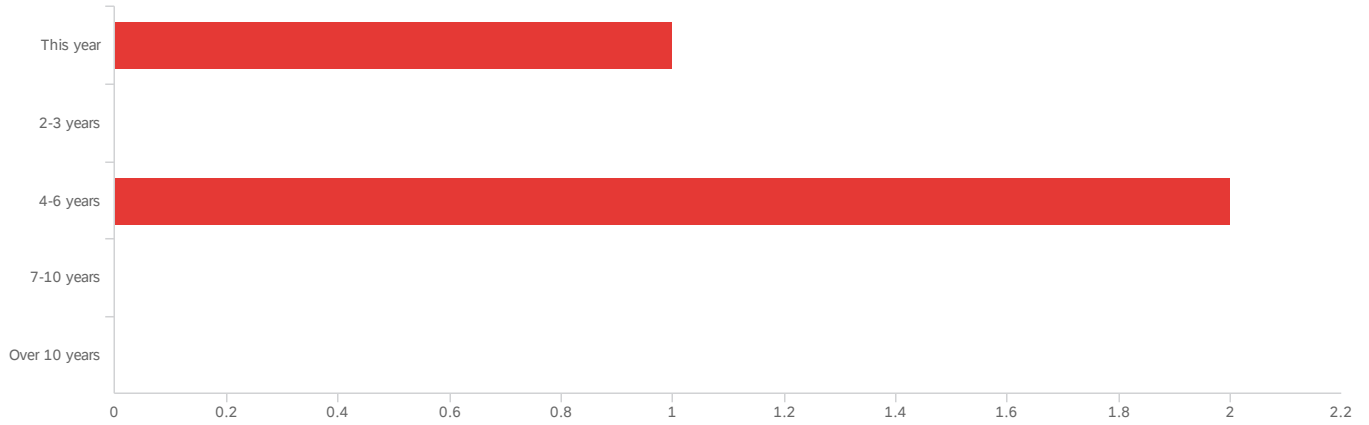


# Library Committee

2020 Committee Member Survey

March 10, 2020 2:01 PM PDT

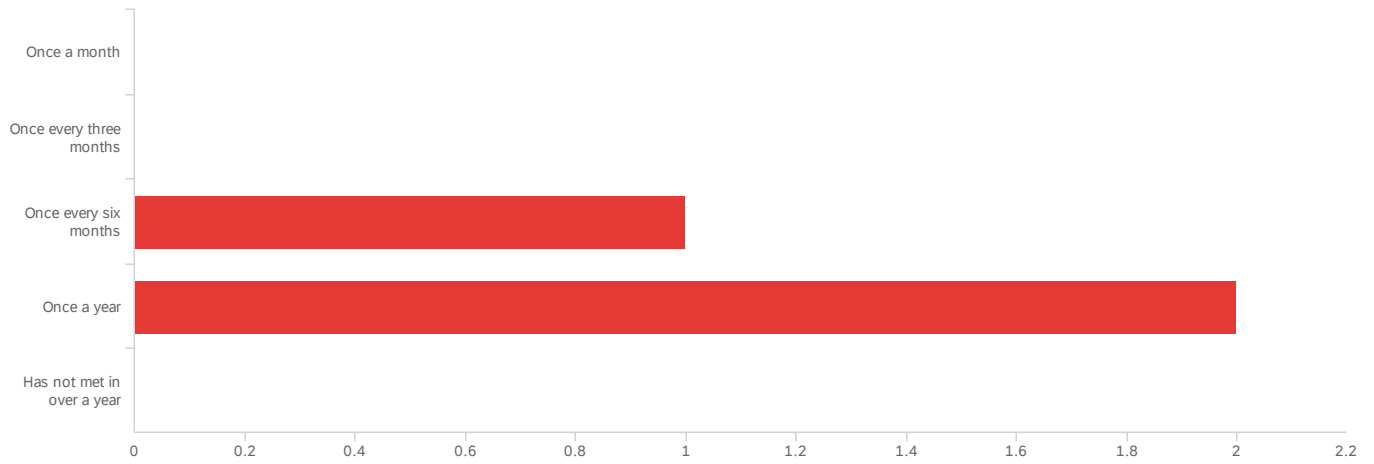
Q6 - I have you served on this committee:



#	Field	Choice Count
1	This year	33.33% 1
2	2-3 years	0.00% 0
3	4-6 years	66.67% 2
4	7-10 years	0.00% 0
5	Over 10 years	0.00% 0
		3

Showing rows 1 - 6 of 6

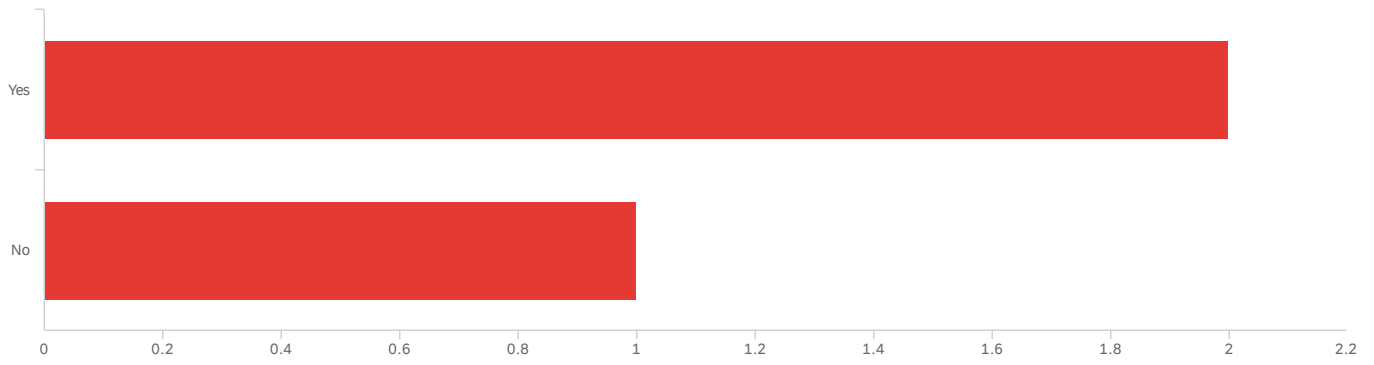
## Q7 - This committee meets:



#	Field	Choice Count
1	Once a month	0.00% 0
2	Once every three months	0.00% 0
3	Once every six months	33.33% 1
4	Once a year	66.67% 2
5	Has not met in over a year	0.00% 0
		3

Showing rows 1 - 6 of 6

## Q11 - Meeting minutes are distributed?

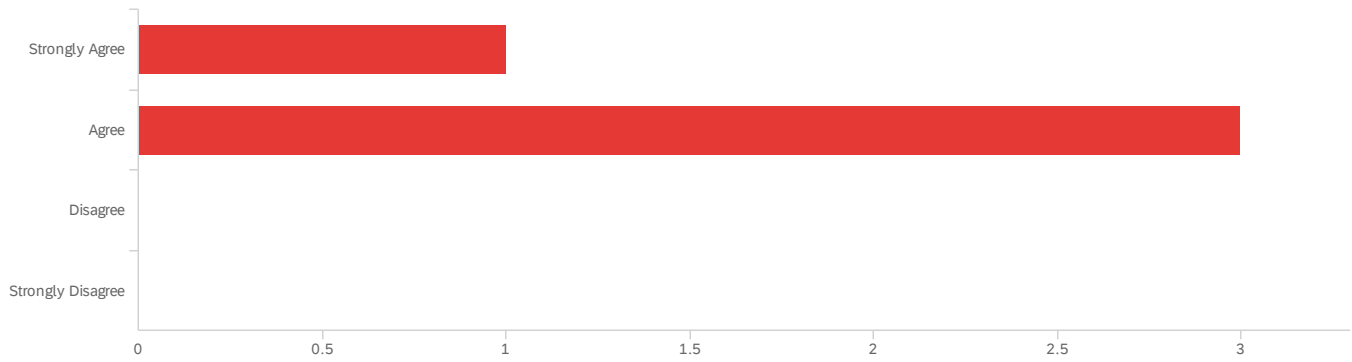


#	Field	Choice	Count
1	Yes	66.67%	2
2	No	33.33%	1

3

Showing rows 1 - 3 of 3

### Q3 - The committee's charge is clear and relevant.

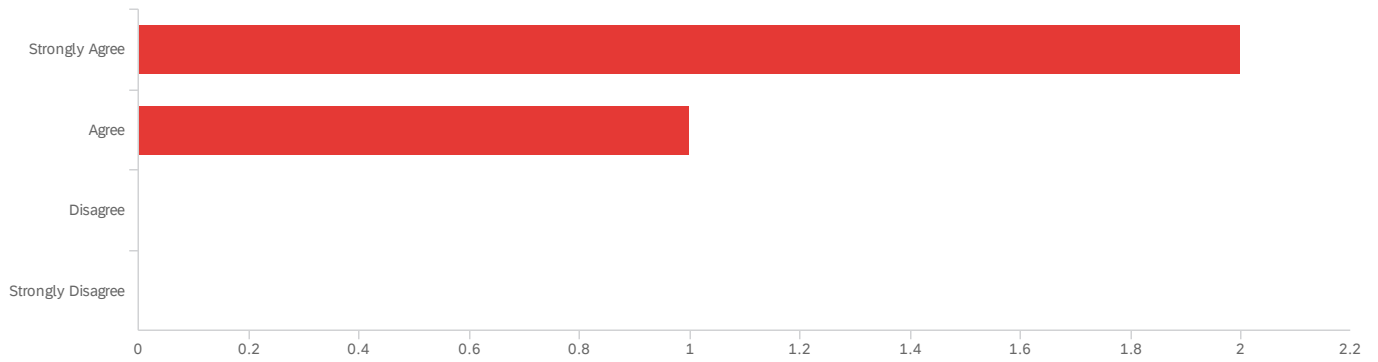


#	Field	Choice Count
1	Strongly Agree	25.00% 1
2	Agree	75.00% 3
3	Disagree	0.00% 0
4	Strongly Disagree	0.00% 0

4

Showing rows 1 - 5 of 5

## Q9 - The members of the committee represent the correct constituents.

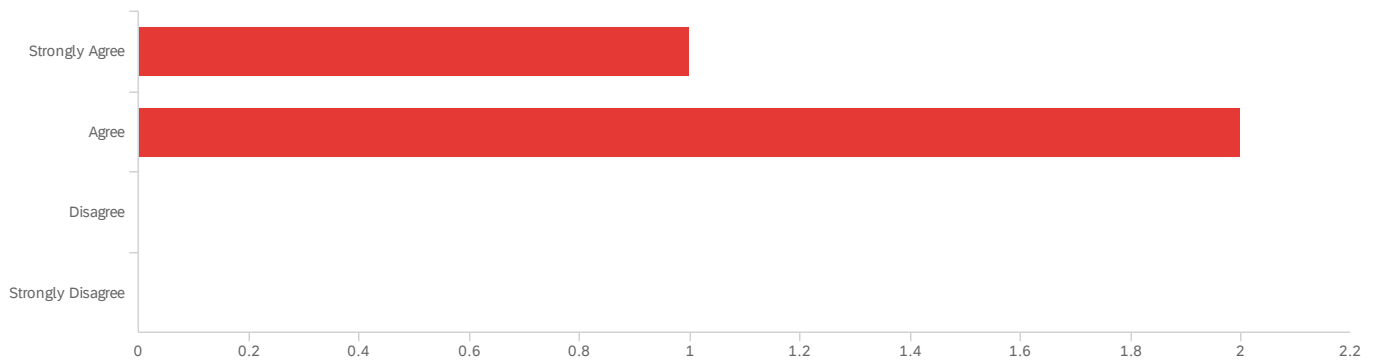


#	Field	Choice Count
1	Strongly Agree	66.67% 2
2	Agree	33.33% 1
3	Disagree	0.00% 0
4	Strongly Disagree	0.00% 0

3

Showing rows 1 - 5 of 5

## Q10 - Meeting agendas are followed.

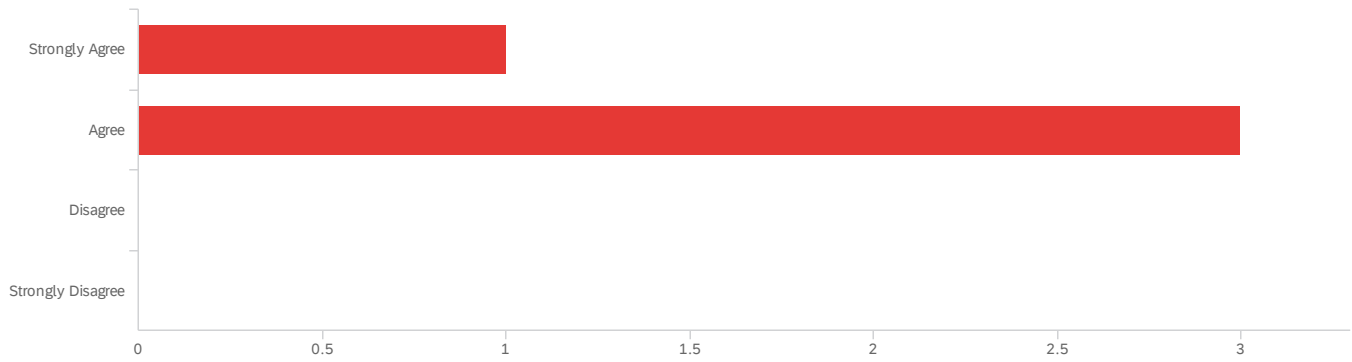


#	Field	Choice Count
1	Strongly Agree	33.33% 1
2	Agree	66.67% 2
3	Disagree	0.00% 0
4	Strongly Disagree	0.00% 0

3

Showing rows 1 - 5 of 5

## Q4 - The committee is effectively fulfilling its charge.

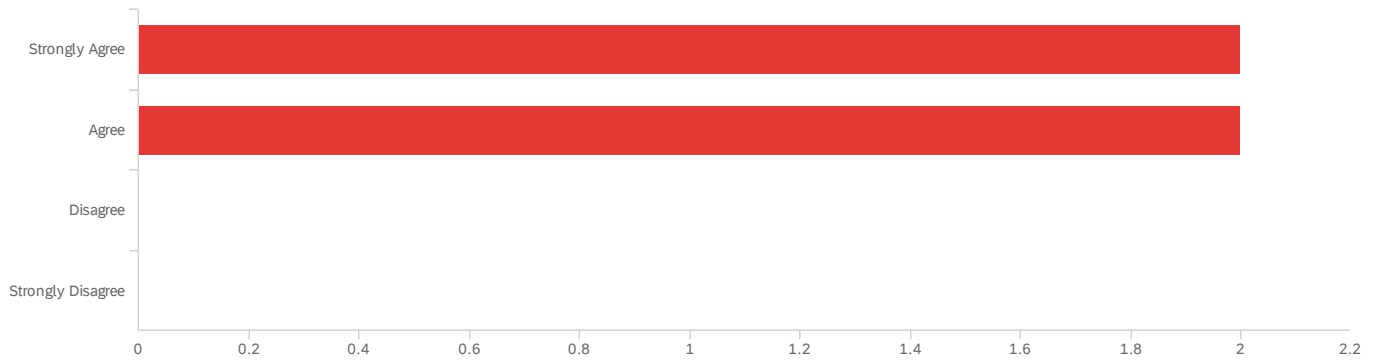


#	Field	Choice Count
1	Strongly Agree	25.00% 1
2	Agree	75.00% 3
3	Disagree	0.00% 0
4	Strongly Disagree	0.00% 0

4

Showing rows 1 - 5 of 5

## Q5 - This committee is a good use of my time:



#	Field	Choice Count
1	Strongly Agree	50.00% 2
2	Agree	50.00% 2
3	Disagree	0.00% 0
4	Strongly Disagree	0.00% 0

4

Showing rows 1 - 5 of 5



## Q12 - Comments:

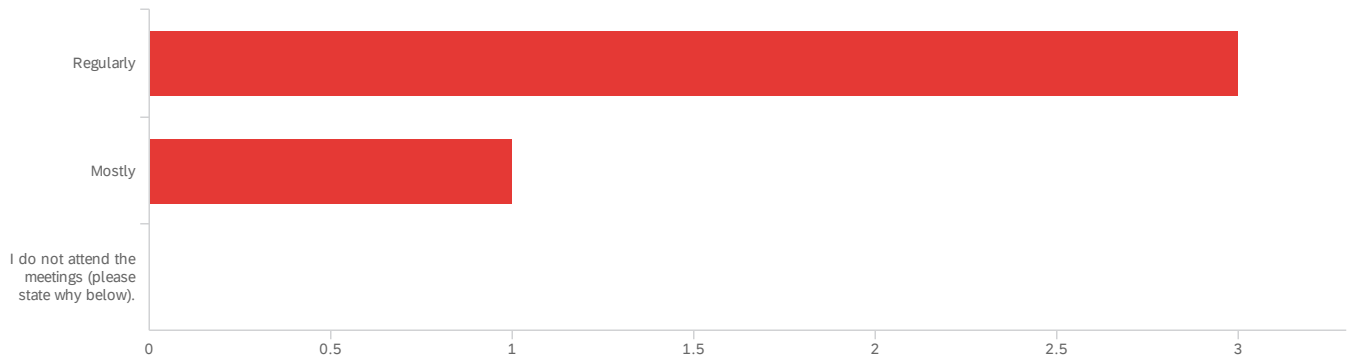
Comments:

---

An important committee which I enjoy participating in.

Detailed review of past, current, and future library plans and programs are discussed.

## Q2 - I attend meetings of this committee:

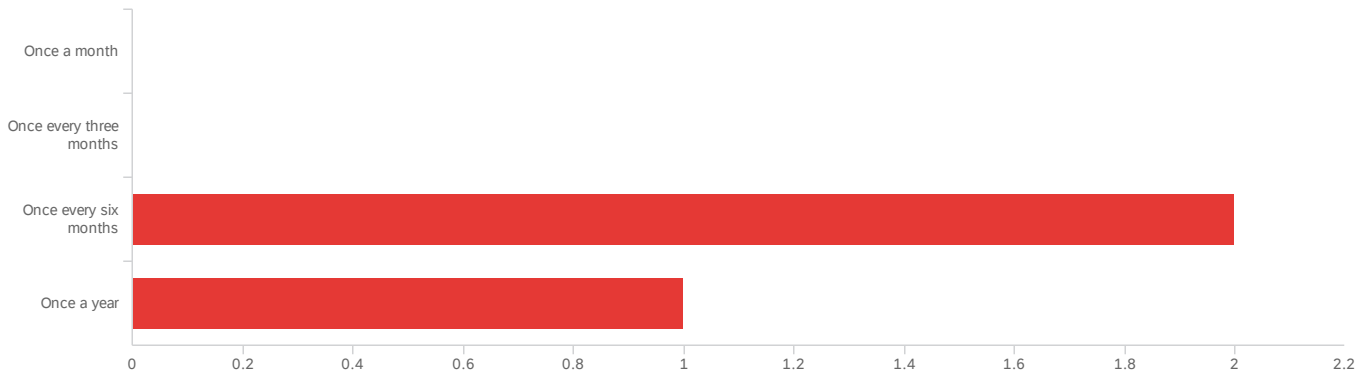


#	Field	Minimum	Maximum	Mean	Std Deviation	Variance	Count
1	I attend meetings of this committee:	1.00	2.00	1.25	0.43	0.19	4

#	Field	Choice Count
1	Regularly	75.00% 3
2	Mostly	25.00% 1
3	I do not attend the meetings (please state why below).	0.00% 0
		4

Showing rows 1 - 4 of 4

## Q8 - To accomplish the charge, this committee should meet:



#	Field	Minimum	Maximum	Mean	Std Deviation	Variance	Count
1	To accomplish the charge, this committee should meet:	3.00	4.00	3.33	0.47	0.22	3

#	Field	Choice Count
1	Once a month	0.00% 0
2	Once every three months	0.00% 0
3	Once every six months	66.67% 2
4	Once a year	33.33% 1
		3

Showing rows 1 - 5 of 5

### Q13 - Please tell us why you do not attend the committee meetings.



#	Field	Minimum	Maximum	Mean	Std Deviation	Variance	Count
1	Please tell us why you do not attend the committee meetings.	0.00	0.00	0.00	0.00	0.00	0

#	Field	Choice Count
1	I am unaware of any meetings	0.00% 0
2	My schedule has not permitted my attendance	0.00% 0
3	I am not interesting in the work of this committee	0.00% 0
4	Other	0.00% 0

0

Showing rows 1 - 5 of 5

Q14 - What other reason(s) do you have for not attending meetings of this committee?

What other reason(s) do you have for not attending meetings of this committ...

---

**End of Report**