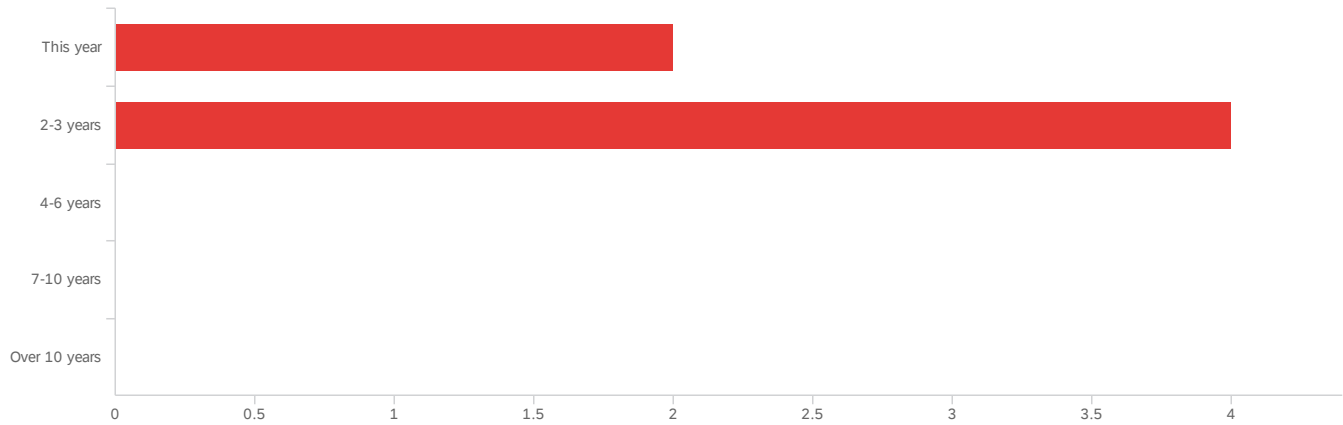


Faculty Senate, Executive Committee

2020 Committee Member Survey

March 10, 2020 12:28 PM PDT

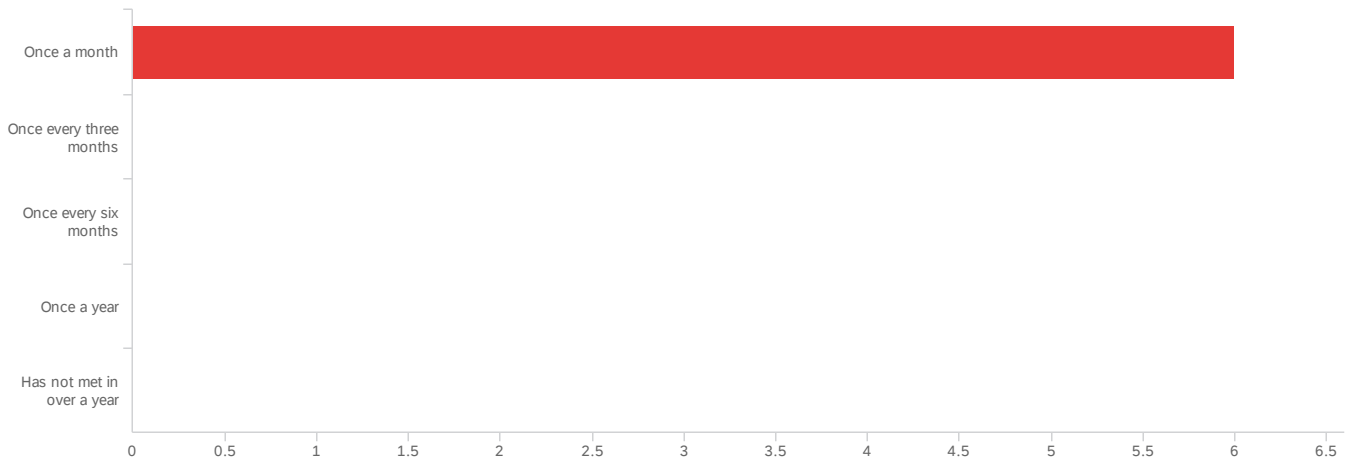
Q6 - I have you served on this committee:



#	Field	Choice Count
1	This year	33.33% 2
2	2-3 years	66.67% 4
3	4-6 years	0.00% 0
4	7-10 years	0.00% 0
5	Over 10 years	0.00% 0
		6

Showing rows 1 - 6 of 6

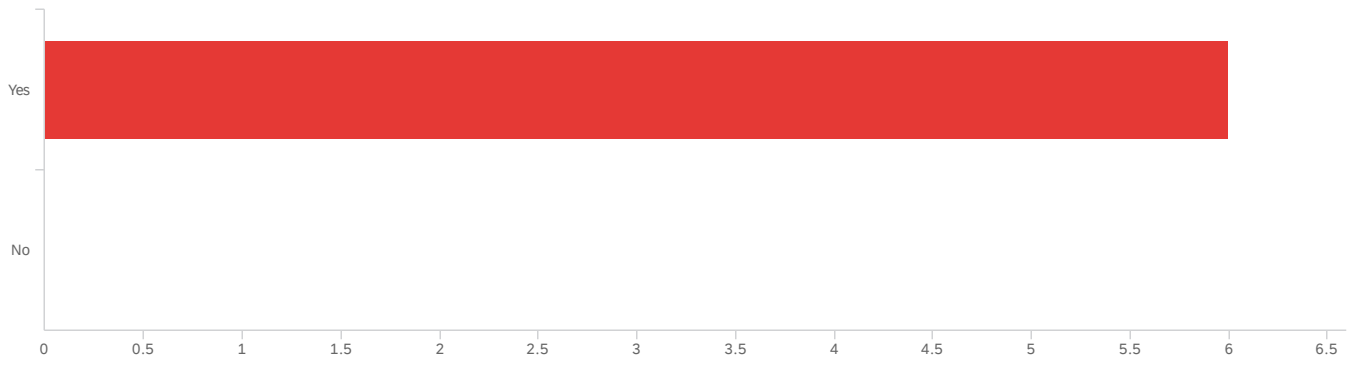
Q7 - This committee meets:



#	Field	Choice Count
1	Once a month	100.00% 6
2	Once every three months	0.00% 0
3	Once every six months	0.00% 0
4	Once a year	0.00% 0
5	Has not met in over a year	0.00% 0
		6

Showing rows 1 - 6 of 6

Q11 - Meeting minutes are distributed?

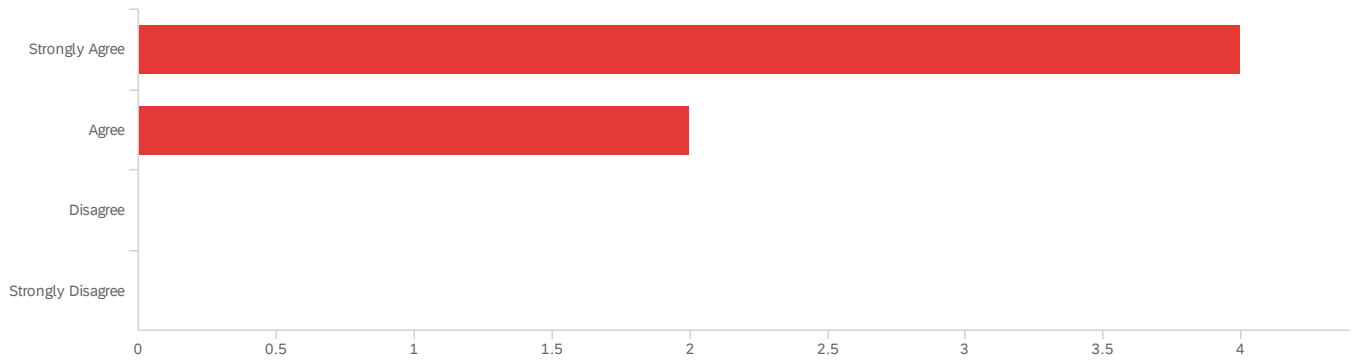


#	Field	Choice	Count
1	Yes	100.00%	6
2	No	0.00%	0

6

Showing rows 1 - 3 of 3

Q3 - The committee's charge is clear and relevant.

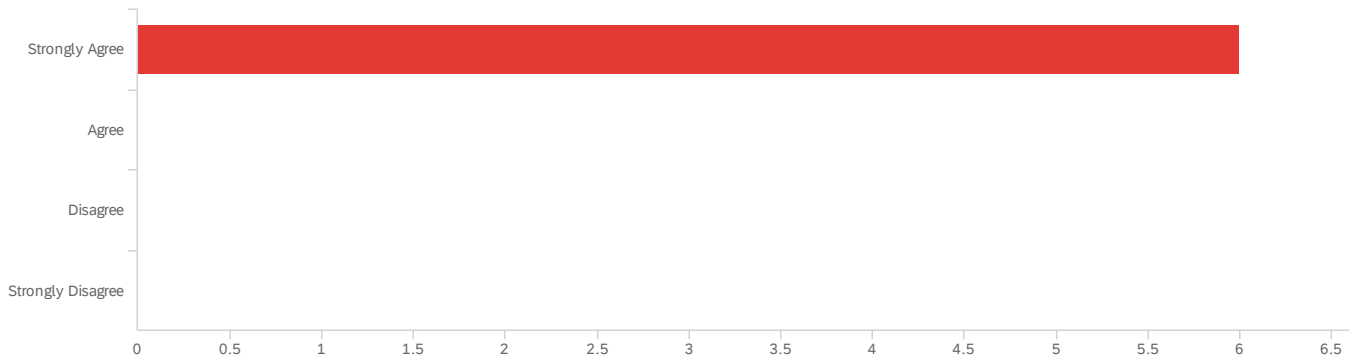


#	Field	Choice Count
1	Strongly Agree	66.67% 4
2	Agree	33.33% 2
3	Disagree	0.00% 0
4	Strongly Disagree	0.00% 0

6

Showing rows 1 - 5 of 5

Q9 - The members of the committee represent the correct constituents.

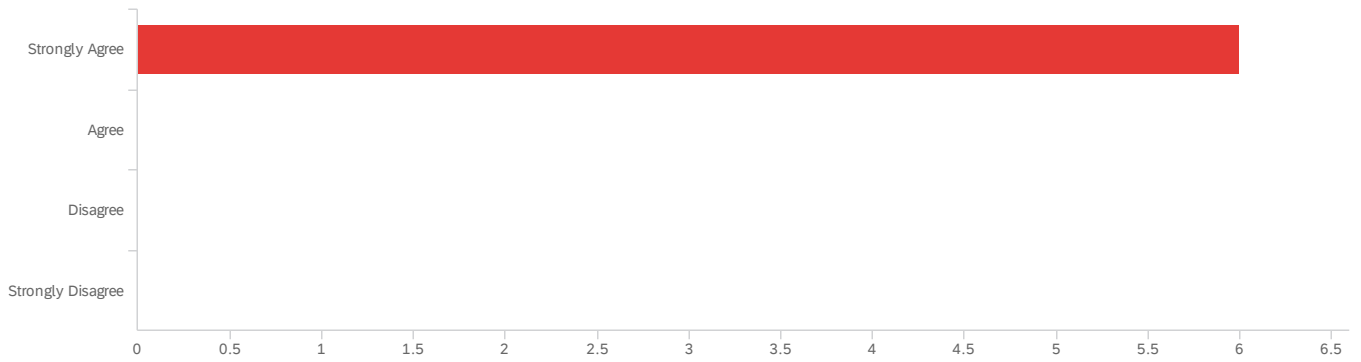


#	Field	Choice Count
1	Strongly Agree	100.00% 6
2	Agree	0.00% 0
3	Disagree	0.00% 0
4	Strongly Disagree	0.00% 0

6

Showing rows 1 - 5 of 5

Q10 - Meeting agendas are followed.

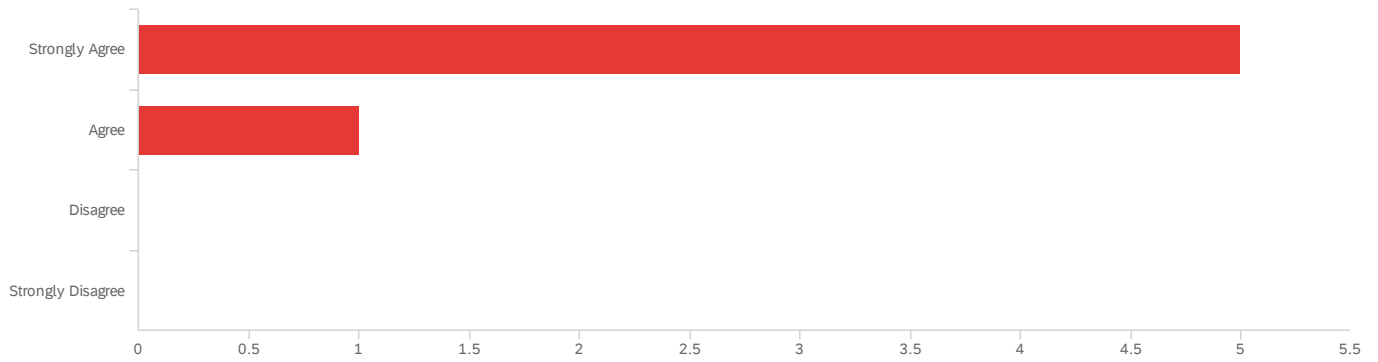


#	Field	Choice Count
1	Strongly Agree	100.00% 6
2	Agree	0.00% 0
3	Disagree	0.00% 0
4	Strongly Disagree	0.00% 0

6

Showing rows 1 - 5 of 5

Q4 - The committee is effectively fulfilling its charge.

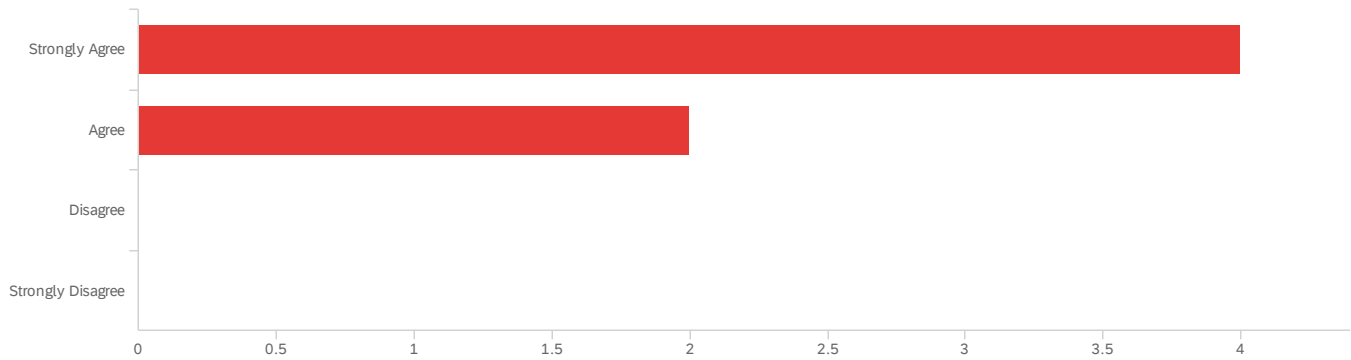


#	Field	Choice Count
1	Strongly Agree	83.33% 5
2	Agree	16.67% 1
3	Disagree	0.00% 0
4	Strongly Disagree	0.00% 0

6

Showing rows 1 - 5 of 5

Q5 - This committee is a good use of my time:



#	Field	Choice Count
1	Strongly Agree	66.67% 4
2	Agree	33.33% 2
3	Disagree	0.00% 0
4	Strongly Disagree	0.00% 0

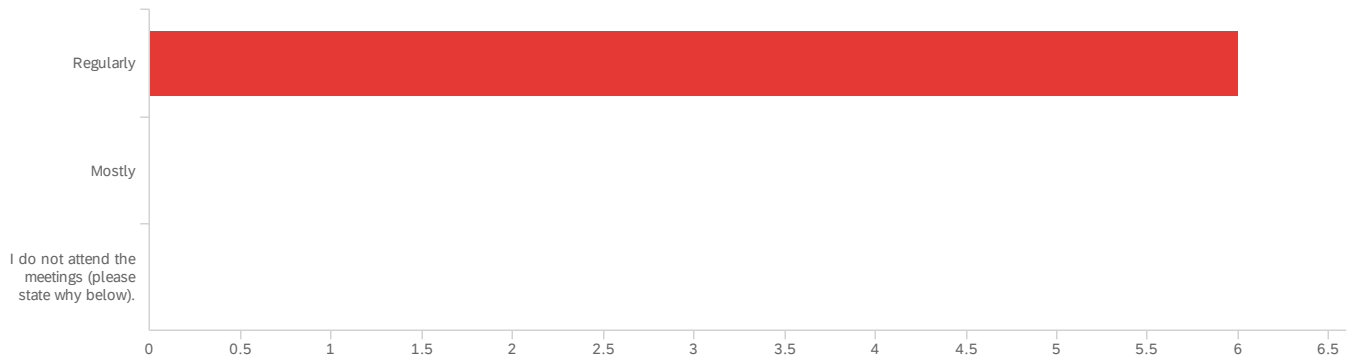
6

Showing rows 1 - 5 of 5

Q12 - Comments:

Comments:

Q2 - I attend meetings of this committee:

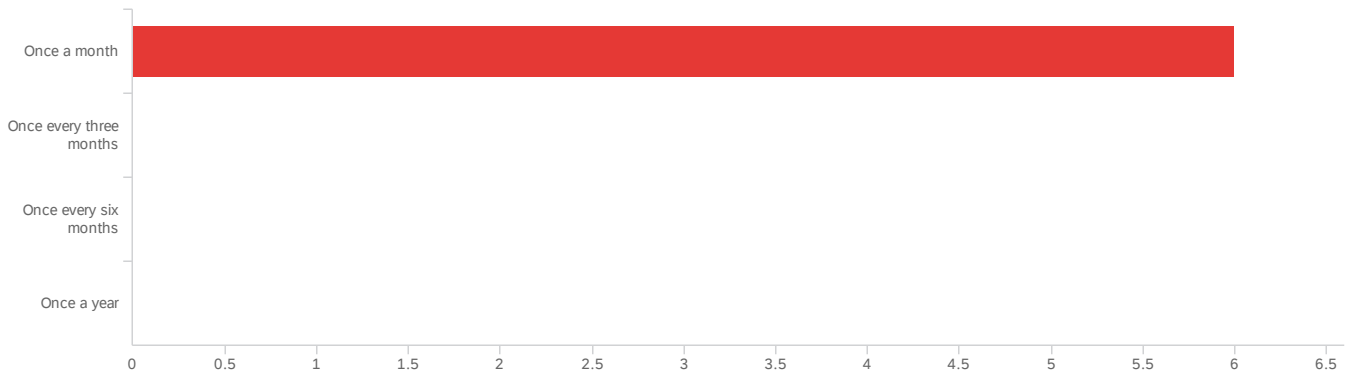


#	Field	Minimum	Maximum	Mean	Std Deviation	Variance	Count
1	I attend meetings of this committee:	1.00	1.00	1.00	0.00	0.00	6

#	Field	Choice Count
1	Regularly	100.00% 6
2	Mostly	0.00% 0
3	I do not attend the meetings (please state why below).	0.00% 0
		6

Showing rows 1 - 4 of 4

Q8 - To accomplish the charge, this committee should meet:



#	Field	Minimum	Maximum	Mean	Std Deviation	Variance	Count
1	To accomplish the charge, this committee should meet:	1.00	1.00	1.00	0.00	0.00	6

#	Field	Choice Count
1	Once a month	100.00% 6
2	Once every three months	0.00% 0
3	Once every six months	0.00% 0
4	Once a year	0.00% 0

6

Showing rows 1 - 5 of 5

Q13 - Please tell us why you do not attend the committee meetings.



#	Field	Minimum	Maximum	Mean	Std Deviation	Variance	Count
1	Please tell us why you do not attend the committee meetings.	0.00	0.00	0.00	0.00	0.00	0

#	Field	Choice Count
1	I am unaware of any meetings	0.00% 0
2	My schedule has not permitted my attendance	0.00% 0
3	I am not interesting in the work of this committee	0.00% 0
4	Other	0.00% 0

0

Showing rows 1 - 5 of 5

Q14 - What other reason(s) do you have for not attending meetings of this committee?

What other reason(s) do you have for not attending meetings of this committ...

End of Report